


PHILIPS

CertaDrive

LED driver



Datasheet

CertaDrive non-isolated EL G3

CertaDrive 44W 0.35A 125V 230V EL

9290 034 50380

CertaDrive LED drivers come with single current output and offer industry leading performance and reliability at optimized cost. They are ideal for high volume applications while delivering to quality requirements that you can expect from the Philips brand. Key improved feature is the low output current ripple, which ensures that your customers experience high quality of light without visual flicker and stroboscopic effects. Furthermore, these drivers have an Emergency Lighting function, which means that they can operate normally on DC input voltage.

Benefits

- Provides options for different luminaire designs
- Comfortable for the eyes
- Energy saving
- Peace of mind with proven reliability

Features

- Class I application
- Low Ripple less than 4%
- High efficiency
- 50,000 hours lifetime @ Tc-life

Application

- Waterproof lighting
- Recessed, surface and suspended linear lighting

Logistical data

Specification item	Value
Product name	CertaDrive 44W 0.35A 125V 230V EL
Logistic code 12NC	9290 034 50380
Pieces per box	50

Electrical input data

Specification item	Value	Unit	Condition
Rated input voltage range	220...240	V _{ac}	Performance range
Rated input voltage	230	V _{ac}	
Rated input frequency range	50...60	Hz	Performance range
Rated input current	0.23	A	@ rated output power @ rated input voltage
Rated input power	48	W	@ rated output power @ rated input voltage
Minimum Power factor	0.95		@ rated output power @ rated input voltage
Total harmonic distortion	20	%	@ rated output power @ rated input voltage
Efficiency	91	%	typical value @ 230V, full output power
Rated input voltage DC range	186...250	V _{dc}	Performance range
Rated input current DC range	0.26...0.19	A _{dc}	Performance range
Input voltage AC range	198...264	V _{ac}	Operational range
Input frequency AC range	47.5...63	Hz	Operational range
Input voltage DC range	168...275	V _{dc}	Operational range
Isolation input to output	No		

Electrical output data

Specification item	Value	Unit	Condition
Regulation method	Constant Current		
Output voltage	70...125	V _{dc}	
Output voltage max.	250	V	Maximum output voltage (rms)
Output current	0.35	A	EOFI=1
Output current tolerance ±	8	%	@full load
Output current ripple LF	≤ 3.2	%	Ripple = peak / average, < 3kHz. Rd = 50Ω
Output current ripple HF	≤ 15	%	
Output P _{st} ^{LM}	≤ 0.1		In entire operating window
Output SVM	≤ 0.1		In entire operating window
Output power	24.5...43.75	W	

Electrical data controls input

Specification item	Value	Unit	Condition
Control method	Fixed		

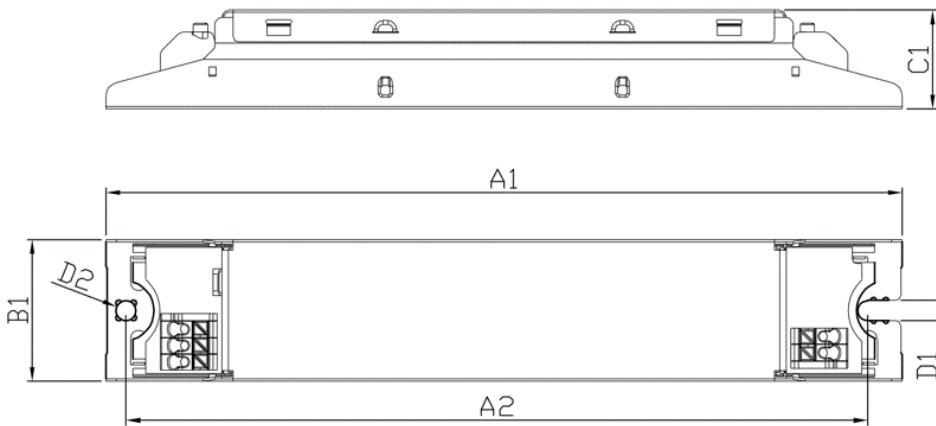
Wiring and Connections

Specification item	Value	Unit	Type
Input wire cross-section	0.5...1.5 / 20...16	mm ² / AWG	solid / stranded wire
Input wire strip length	8.5...9.5	mm	
Output wire cross-section	0.5...1.5 / 20...16	mm ² / AWG	solid / stranded wire
Output wire strip length	8.5...9.5	mm	
Maximum cable length	2	m	Total length of wiring including LED module, one way



Dimensions and weight

Specification item	Value	Unit	Tolerance (mm)
Length (A1)	168	mm	
Mounting hole distance (A2)	154.6	mm	
Width (B1)	30	mm	
Height (C1)	21	mm	
Mounting hole diameter (D1)	4.3	mm	
Mounting hole diameter (D2)	4.3	mm	
Weight	105	gram	

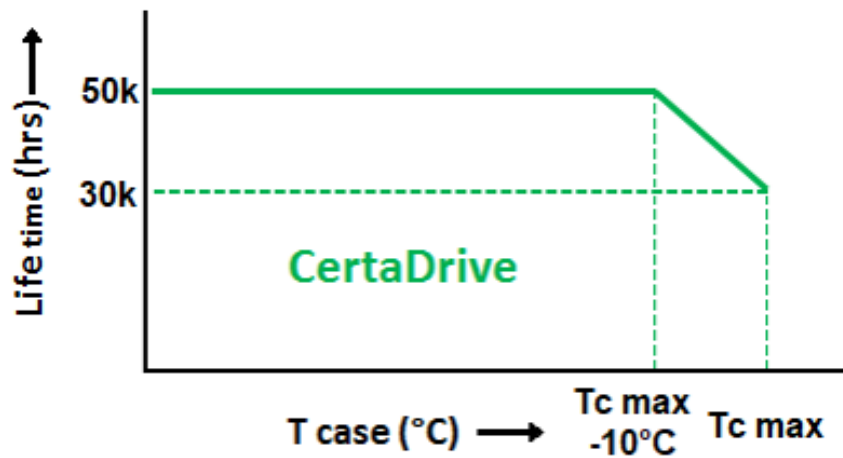


Operational temperatures and humidity

Specification item	Value	Unit	Condition
Ambient temperature	-20...+50	°C	Higher ambient temperature allowed as long as T _{case-max} is not exceeded
T _{case-max}	85	°C	Maximum temperature measured at T _{case-point}
T _{case-life}	75	°C	Measured at T _{case-point}
Maximum housing temperature	110	°C	In case of a failure, inherent by design
Relative humidity	10...90	%	Non-condensing

Lifetime

Specification item	Value	Unit	Condition
Driver lifetime	50,000	hours	Measured temperature at Tcase-point is Tcase-max -10 degrees. Maximum failures = 10%



Storage temperature and humidity

Specification item	Value	Unit	Condition
Ambient temperature	-25...+85	°C	
Relative humidity	5...95	%	Non-condensing

Programmable features

Specification item	Available	Default setting	Condition
LED Module Temperature Protection (MTP)	No		
Constant Light Output (CLO)	No		
Corridor Mode	No		
DC emergency (DCemDim)	Yes		

Features

Specification item	Value	Condition
Open load protection	Yes	Automatic recovering
Short circuit protection	Yes	Automatic recovering
Over power protection	Yes	Automatic recovering
Hot wiring	No	
Suitable for fixtures with protection class	I	per IEC60598
Overtemperature protection	No	Automatic recovering
Overheating protection	No	

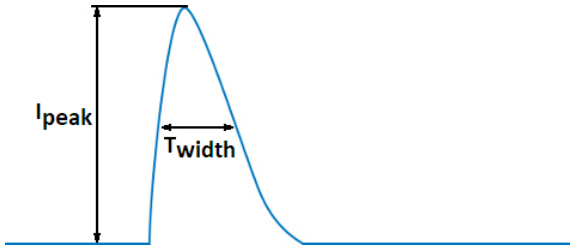
Inrush current

Specification item	Value	Unit	Condition
Inrush current	18.6	A	Input voltage 230V
Inrush peak width	153	μs	Input voltage 230 V, measured at 50% height
Drivers / MCB 16A type B	≤ 36	pcs	Indicative value at 230V

Please refer to the driver design in guide if you use other MCB-types.

If several mini circuit breakers are used directly side-by-side (without distance pieces)

a correction factor of 80% has to be applied to the rated current



Driver touch current / protective conductor current / earth leakage current

Specification item	Value	Unit	Condition
Typical Touch Current (ins. Class II)	0.7	mA peak	Acc. IEC61347-1. LED module contribution not included

Surge immunity

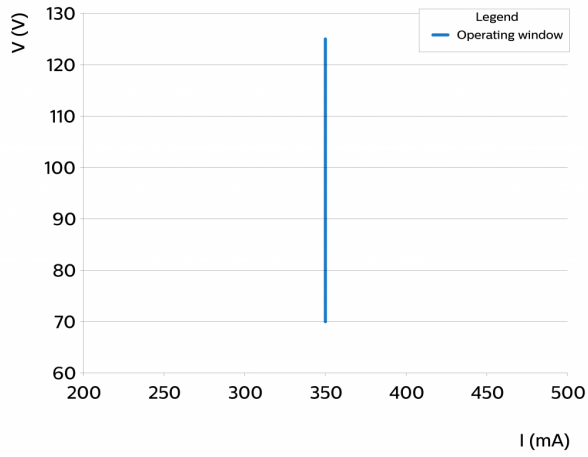
Specification item	Value	Unit	Condition
Mains surge immunity (diff. mode)	1	kV	Acc. IEC61000-4-5. 2 Ohm, 1.2/50us, 8/20us
Mains surge immunity (comm. mode)	2	kV	Acc. IEC61000-4-5. 12 Ohm, 1.2/50us, 8/20us

Application Info

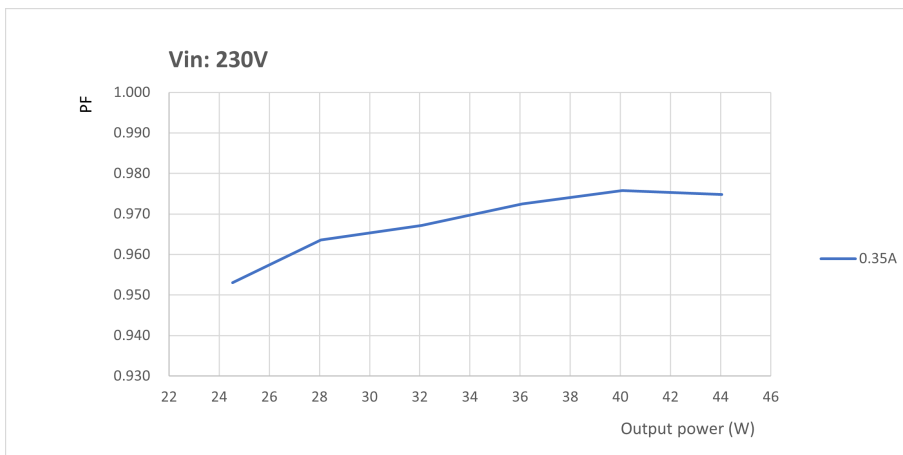
Specification item	Value
Approval marks and Certifications	CB / CCC / CE / EL / ENEC / RCM / TISI / UKCA
Ingress Protection classification (IP)	20
Application	Indoor Linear
Mounting Type	Built-in

Graphs

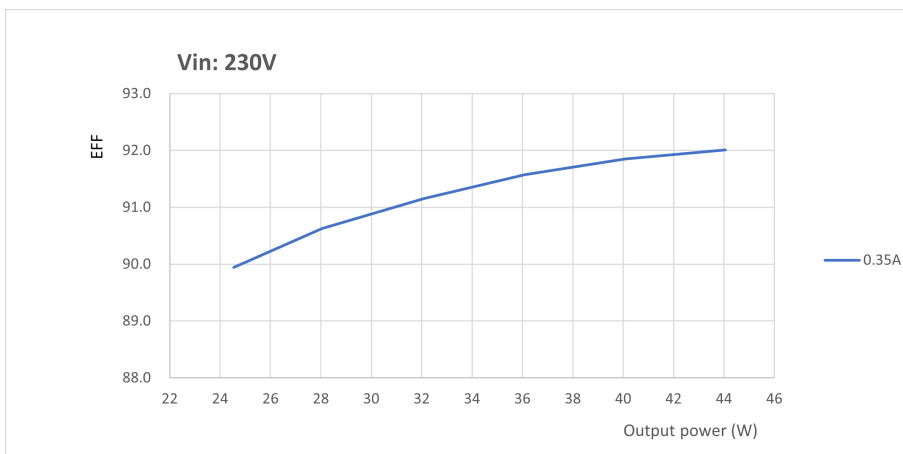
Operating window



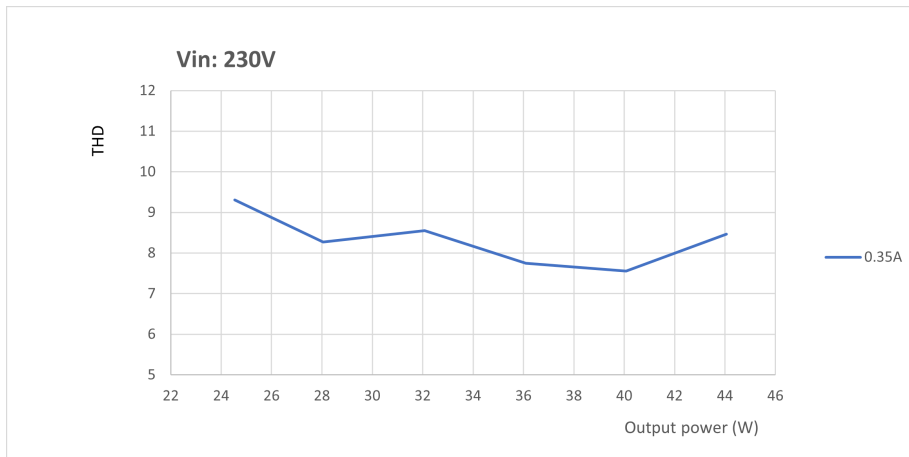
Power factor versus output power



Efficiency versus output power



THD versus output power



Notes

Electrical Specifications:

All the specifications are typical and at 25°C Ta unless specified otherwise.

Excluding high-risk task area

Can be also on product label under EL mark if there is enough space.



©2023 Signify Holding, IBRS 10461, 5600 VB, NL. All rights reserved.
UK importer address: Signify Commercial UK Limited, 3, Guildford Business Park, GU2 8XG.

The information provided herein is subject to change without notice. Signify does not give any representation or warranty as to the accuracy or completeness of the information included herein and shall not be liable for any action in reliance thereon. The information presented in this document is not intended as any commercial offer and does not form part of any quotation or contract, unless otherwise agreed by Signify.

Philips and the Philips Shield Emblem are registered trademarks of Koninklijke Philips N.V. All other trademarks are owned by Signify Holding or their respective owners.

Date of release: April 18, 2023 v3

www.philips.com/oem